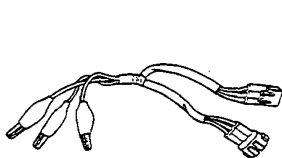


AUTOMATIC TRANSMISSION

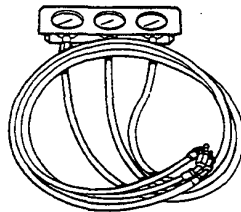
Special Tools	9-1	Hydraulic System	
Description	9-2	Symptom-to-Component Chart	9-40
Component Locations	9-4	Road Testing	9-42
Circuit Diagram	9-8	Pressure Testing	9-46
Troubleshooting Procedures	9-12	Stall Speed	9-49
Electrical System		Fluid Level	9-50
Symptom-to-Component Chart	9-14	Transmission Removal	9-51
Troubleshooting Flow Charts	9-16	Transmission Installation	9-54
Throttle Angle Sensor	9-36	Shift Indicator Light	9-56
A/T Speed Pulser	9-37	Shift Indicator Panel	9-56
Lock-up Control Solenoid Valve		Gearshift Selector	9-57
A/B	9-38	Shift Cable	9-58
Shift Control Solenoid Valve A/B	9-39	Throttle Control Cable Bracket	9-59
S₄ Switch	9-39	Throttle Control Cable	9-59

Special Tools

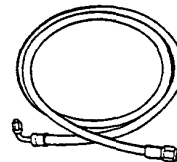
Ref. No.	Tool Number	Description	Remarks
①	07GMJ-ML80100	Inspection Adaptor	Carburated engine only
②	07406-0020003	Oil Pressure gauge Set	
②-1	07406-0020201	Oil Pressure gauge hose	Component Tool
③	07998-SA50000	Accelerator Pedal weight Set	Carburated engine only
③-1	07998-SA50200	Accelerator Pedal weight Sub Adaptor 0.5 kg-m	
③-2	07998-SA50100	Accelerator Pedal weight Main Adaptor 1.0 kg-m	
④	07HAJ-PK40100	AT throttle gauge	Carburated engine only



①



②



②-1



③-1



③-2



④

③

