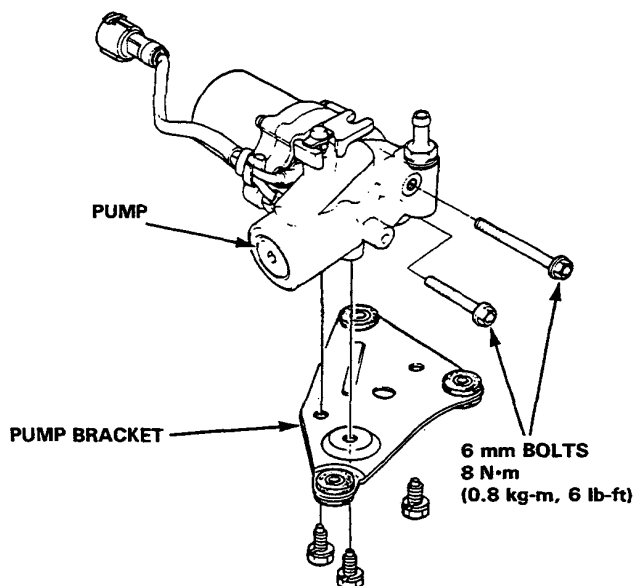
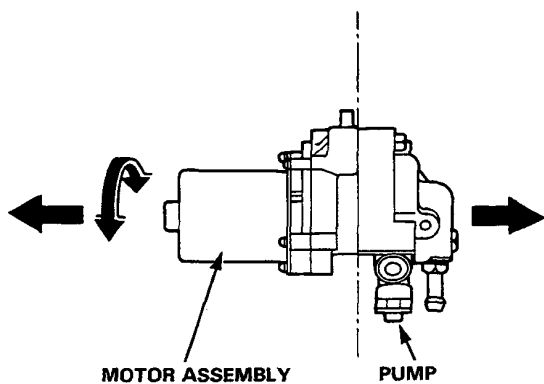


## Disassembly

1. Remove the pump bracket.
2. Remove the 6 mm bolts attaching the pump to the pump motor.

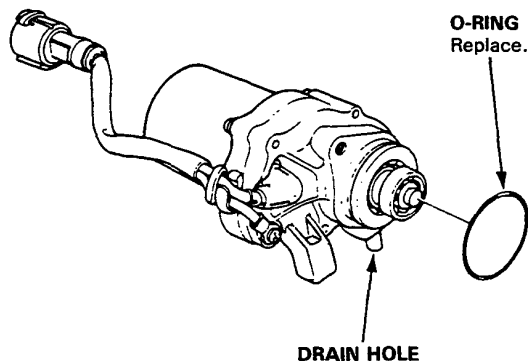


3. Separate the motor from the pump while rotating the pump right and left.



NOTE: About 10 cc (0.6 cu-in) of brake fluid will flow out when the motor is removed from the pump.

4. Wash the motor with clean brake fluid only on the exposed end and blow dry with compressed air.



NOTE: Do not wash or dip the motor in brake fluid. Also be careful not to allow oil or water to enter the inside through the water drain hole.

5. Remove the outlet plug from the mechanical pump with a hex. wrench.
6. Set the 6 mm bolt on the outlet and remove it by pulling the bolt.
7. Remove the gasket.
8. Press the piston out of the mechanical pump body.

